



PlayStation

NTSC U/C

PlayStation

EVERYONE

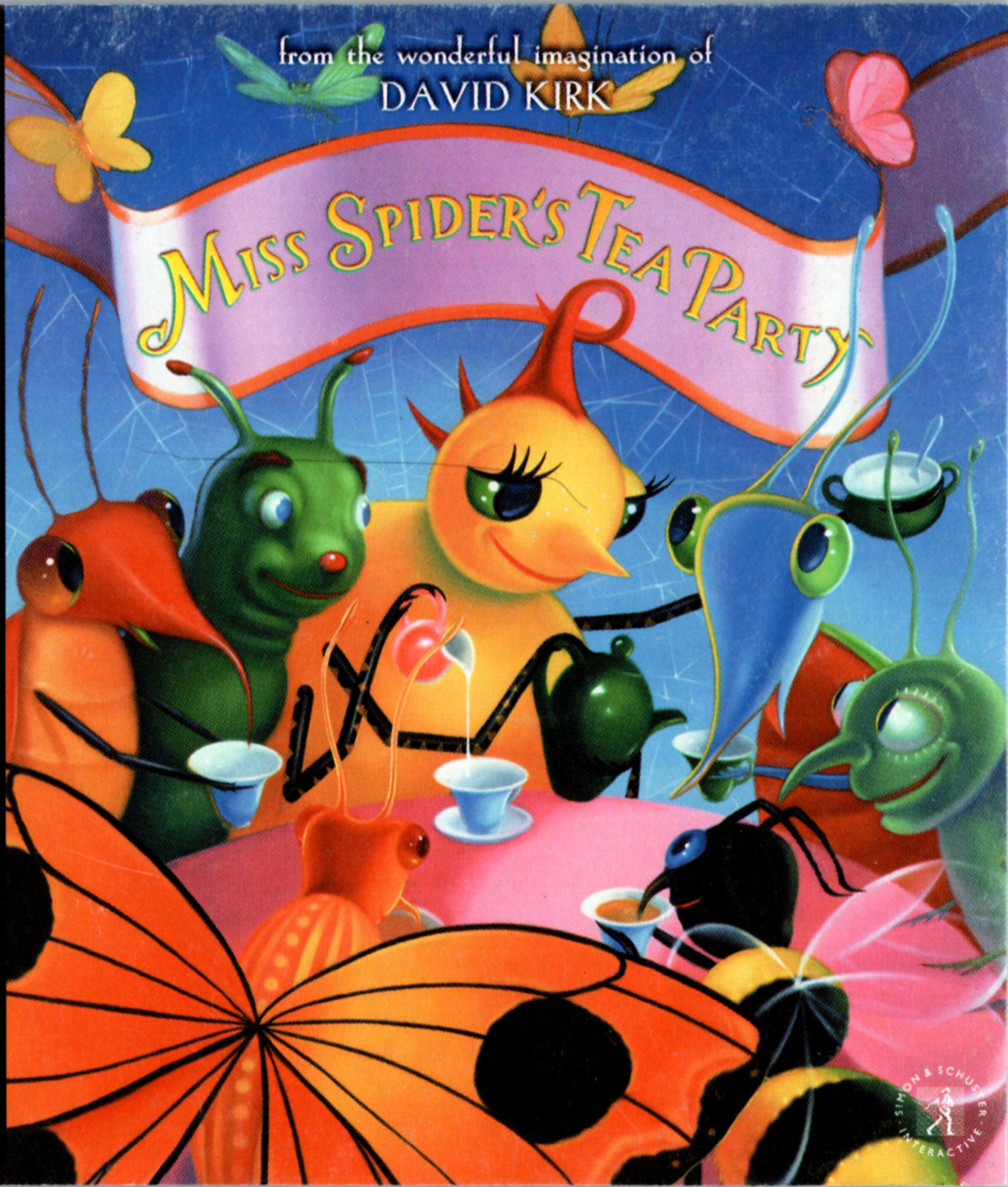


CONTENT RATED BY ESRB

SLUS-01123
PSRM 021390

from the wonderful imagination of
DAVID KIRK

MISS SPIDER'S TEA PARTY



SIMON & SCHUSTER
INTERACTIVE

WARNING: READ BEFORE USING YOUR PLAYSTATION® GAME CONSOLE.

A very small percentage of individuals may experience epileptic seizures when exposed to certain light patterns or flashing lights. Exposure to certain patterns or backgrounds on a television screen or while playing video games, including games played on the PlayStation game console, may induce an epileptic seizure in these individuals. Certain conditions may induce previously undetected epileptic symptoms even in persons who have no history of prior seizures or epilepsy. If you, or anyone in your family, has an epileptic condition, consult your physician prior to playing. If you experience any of the following symptoms while playing a video game – dizziness, altered vision, eye or muscle twitches, loss of awareness, disorientation, any involuntary movement, or convulsions – IMMEDIATELY discontinue use and consult your physician before resuming play.

WARNING TO OWNERS OF PROJECTION TELEVISIONS:

Do not connect your PlayStation game console to a projection TV without first consulting the user manual for your projection TV, unless it is of the LCD type. Otherwise, it may permanently damage your TV screen.

USE OF UNOFFICIAL PRODUCT:

The use of unofficial products and peripherals may damage your PlayStation game console and invalidate your console warranty.

HANDLING YOUR PLAYSTATION DISC:

- This compact disc is intended for use only with the PlayStation game console.
- Do not bend it, crush it or submerge it in liquids
- Do not leave it in direct sunlight or near a radiator or other source of heat.
- Be sure to take an occasional rest break during extended play.
- Keep this compact disc clean. Always hold the disc by the edges and keep it in its protective case when not in use. Clean the disc with a lint-free, soft, dry cloth, wiping in straight lines from center to outer edge. Never use solvents or abrasive cleaners.

Table of Contents

Page 2: *Getting Started, Message to Parents*

Page 3: *Spider Controls*

Page 4: *Choosing a level*

Page 4: *Main Menu*

Page 5: *Firefly Concentration*

Find the Butterflies

Page 6: *Grampy Spider's Picture Perfect*

Assemble the Cricket Band

Page 7: *Caterpillar and Moth Obstacle Course*

Beetles' River Crossing

Page 8: *Mr. Ant's Maze*

Bee Game

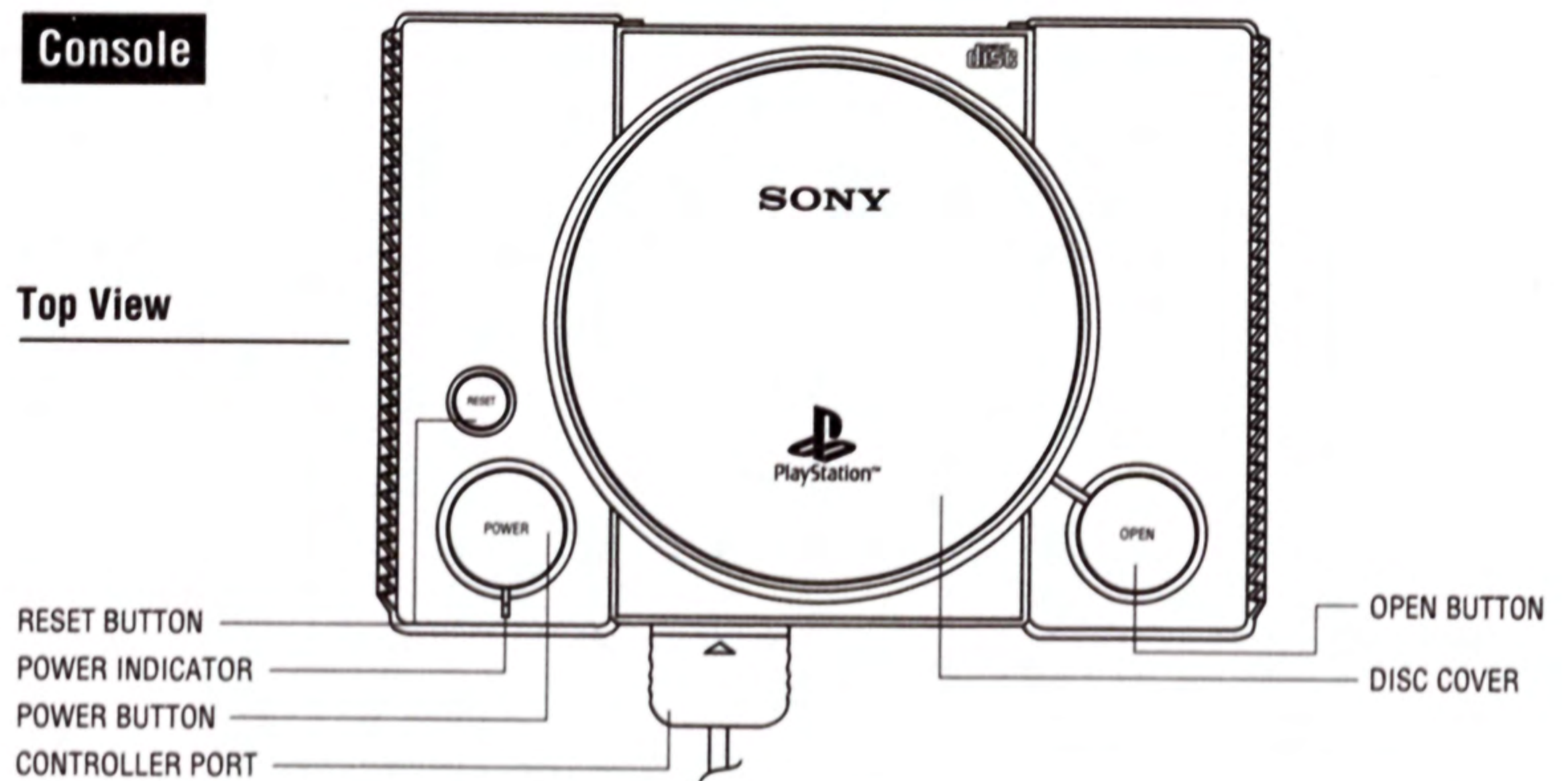
Page 9: *Technical Support*

GETTING STARTED

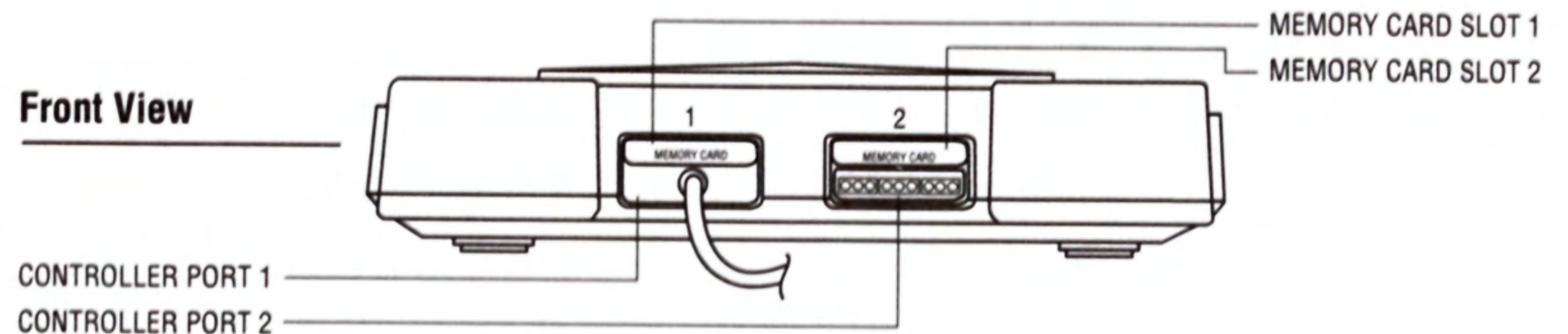
Set up your PlayStation game console according to the instructions in its Instruction Manual. Make sure the power is off before inserting or removing a compact disc. Insert the Miss Spider's Tea Party disc and close the Disc Cover. Insert game controllers and turn on the PlayStation game console. Follow on-screen instructions to start a game.

Console

Top View



Front View

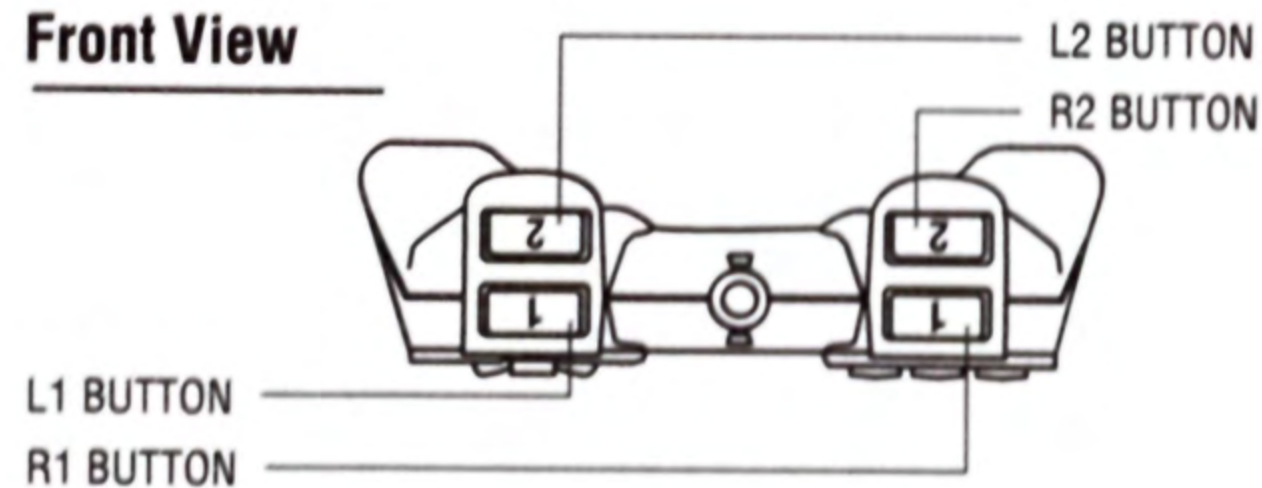


MESSAGE TO PARENTS

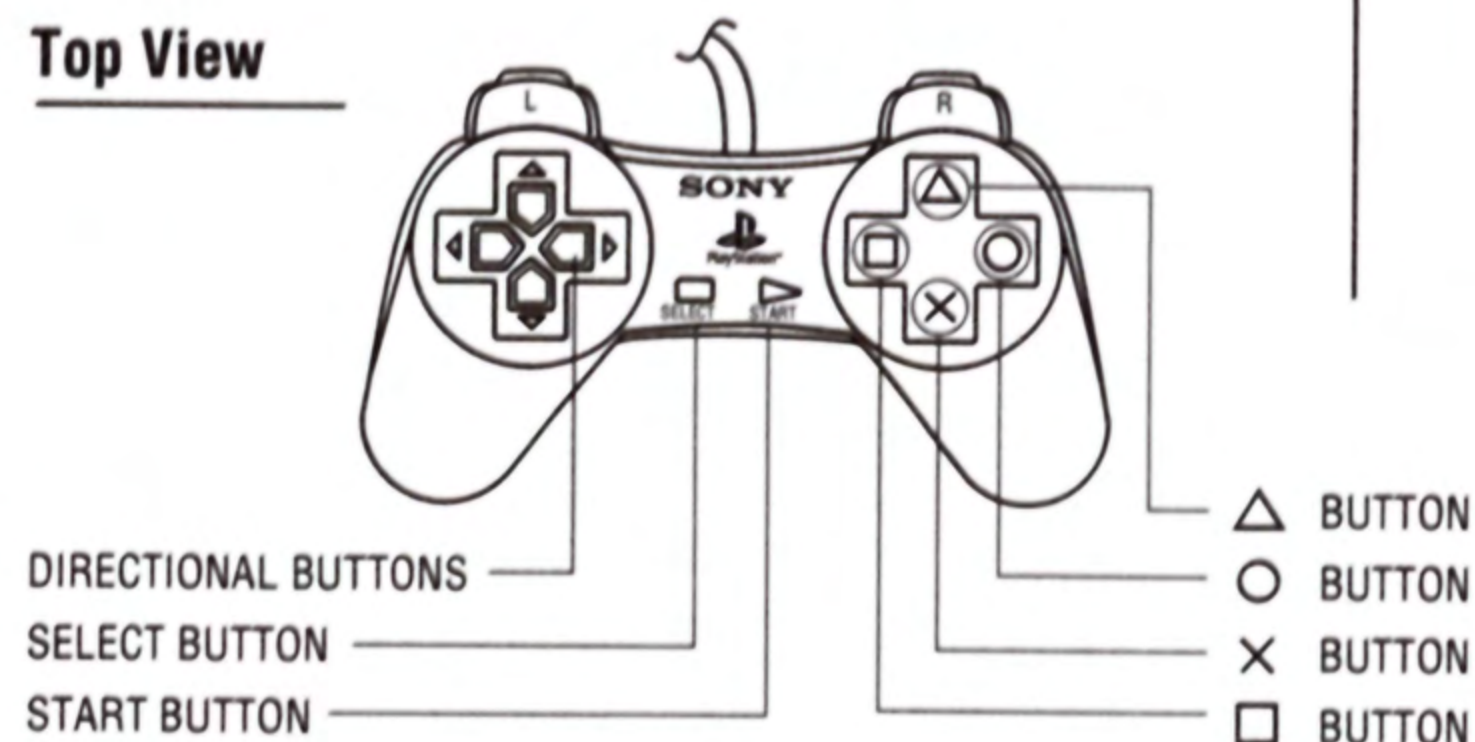
Miss Spider's Tea Party invites children 3 to 7 years old to enter David Kirk's world of color and wonder. Eight games provide hours of fun with a healthy serving of basic skills practice for children. The disc captures the unique look and feel of David Kirk's world and will surely broaden and enhance your child's relationship with Miss Spider and her friends.

Controller

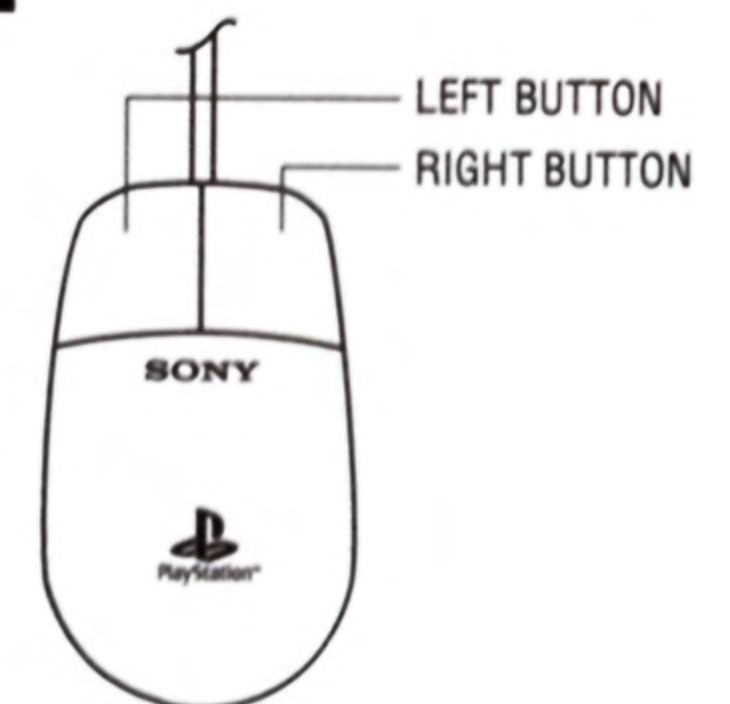
Front View



Top View

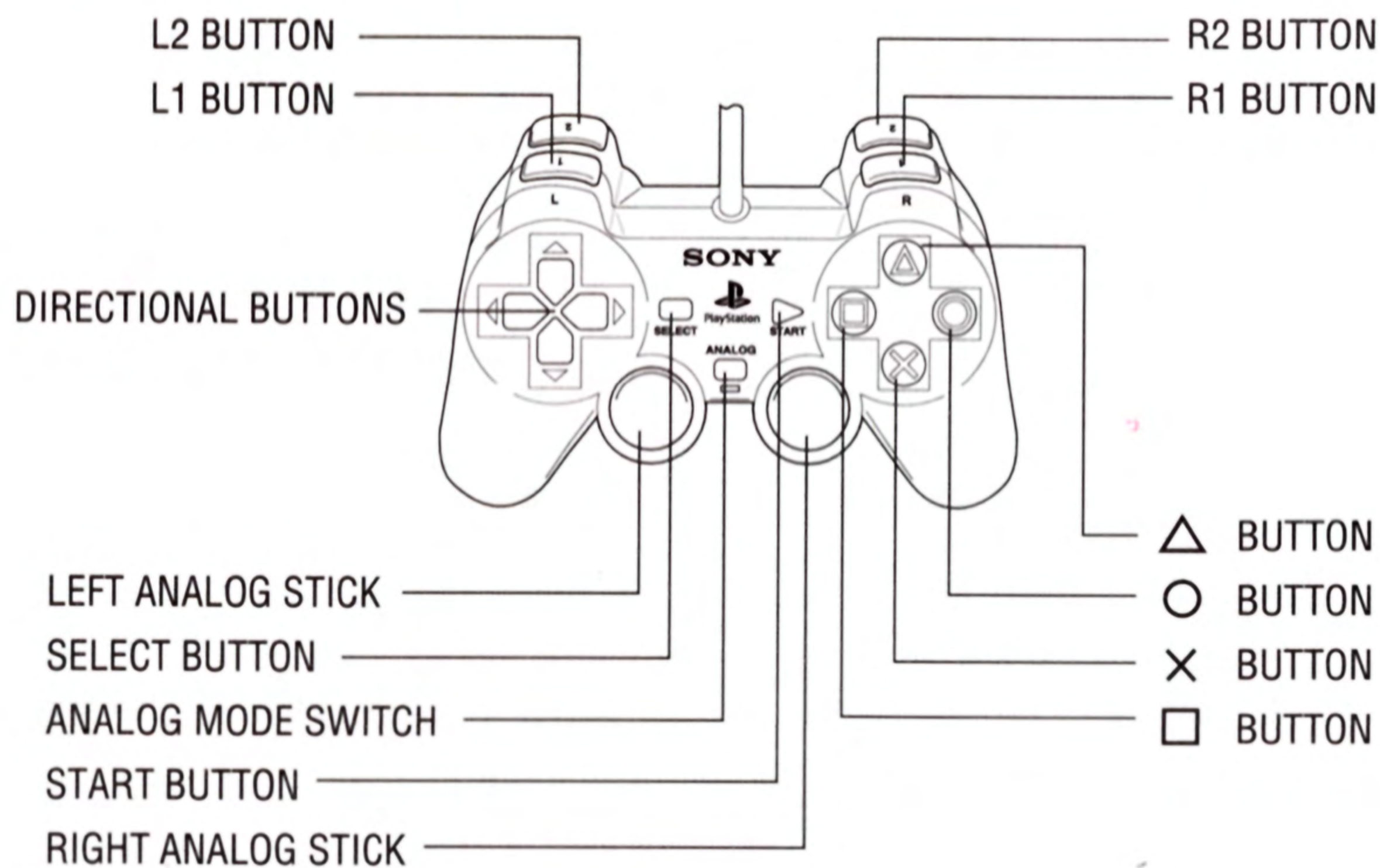


Mouse



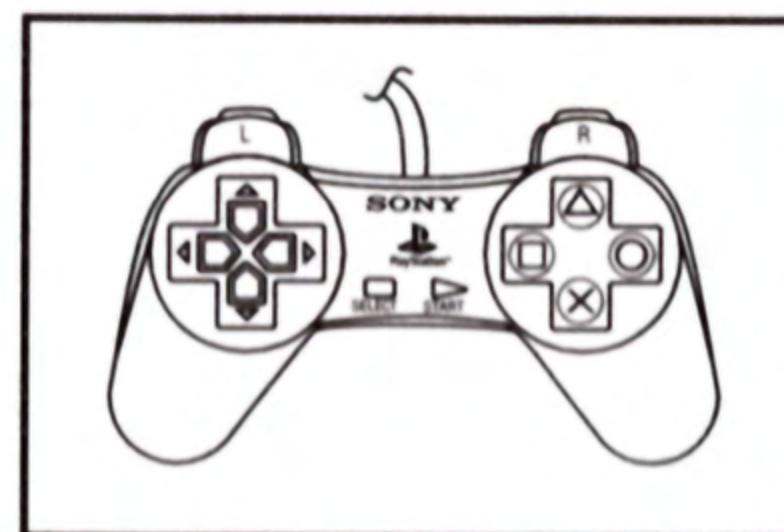
Spider Controls

Dual Shock™ Analog Controller



NOTE: Compatible only in Digital and Analog mode
or
Compatible only in Digital and Vibration mode
or
Compatible only in Digital mode

NOTE: You may have a controller that looks like this,
if so please follow the digital instructions outlined above.



At any point during the game, press the **SELECT** OR **START** button to be taken to the **OPTIONS** screen for additional information. At the **OPTIONS** screen the player can select one of three icons:




HINT: To get additional hints from Miss Spider, select the **question mark icon**. The first hint will be a basic strategy direction. The second and third clues are more detailed.

START OVER: To restart a game, select the **pencil/eraser icon** from the menu.


MAIN MENU: Return to the Main Menu at any time by selecting the **envelope icon**.

Choosing a Level



Following the introduction movie, you will go to the difficulty level screen. Each game has three difficulty levels to allow for different ages. The player can choose **easy, medium or hard** by using the **directional arrow keys**. Press the X button to begin the preferred level.

Miss Spider's Main Menu



The fun begins when Miss Spider asks the player which character they would like to invite to the party. Choose a character by using the directional arrow keys, to move through the nine invitations. Press the X button to select a character. The player and Miss Spider go to visit the selected character and soon discover that each of her friends needs help in order to attend the soiree. Follow Miss Spider's directions and help her friends solve their puzzles so they can come to the tea party. After successfully completing each game, the player will be taken back to the Invitation Screen to invite another guest. Once a game is complete a green check mark will appear on that character's envelope. The player must help all nine of Miss Spider's friends in order for the tea party to begin. The red arrow in the lower left corner will take you back to difficulty level screen.

The Games



FIREFLY CONCENTRATION

The fireflies can only travel in pairs. The player is shown a grid of 20 leaves. Move through the grid by using the directional arrow keys. Press the X key to select a leaf. When the player selects a leaf, a firefly appears. In the Easy Level, the firefly's tail lights up in a bright color. The player must then select another leaf to find the same color. If the two colors match, then the two fireflies will fly off the screen to the party. In the Medium Level, players must match fireflies by color and orientation, and in the Hard Level, the fireflies must be matched by color, orientation and the sound they make.



FIND THE BUTTERFLIES

The butterflies are all cleverly camouflaged into their surroundings. Using the directional arrow keys, the player must move carefully through the scenes and press the X key to select each of the butterflies. As each butterfly is found, it will fly to the party.

The Games (cont.)



GRAMPY SPIDER'S PICTURE PERFECT

Grampy Spider is a photographer, but he has dropped his photo album and the pictures have fallen out. Help put the pictures in their proper place so Grampy Spider can go to the party. The game screen shows the photo album opened to a page. On the right side of the book is an empty spot for a photograph with a description of the missing photo. Miss Spider will read this description as each page is turned. If you want to hear Miss Spider again, click on the description. Using the directional arrow keys, select one of the three photos to match the description. On the left side of the book are three photographs. Players must select the photo that matches the description. A strip of film on the bottom of the screen shows players their progress.



ASSEMBLE THE CRICKET BAND

Miss Spider wants the crickets to come to the party, but the player must first help them build their band. Using the directional arrow keys, the player must move through the instruments and notes (the player can select either a note or an instrument first) and match their sounds with the corresponding item. Every time a group of four instruments is matched, the crickets in that group will play a quick tune. Once all 16 instruments are matched to the notes, the entire band will play a song.



CATERPILLAR AND MOTH OBSTACLE COURSE

The Caterpillar and the Moth are perched high atop a steep hill. The player must help each of them get down the hill. The game begins with the player choosing which of them to help first. Then, the character starts down the hill. Use the directional arrow keys to move the character left and right to avoid the obstacles. The caterpillar must avoid obstacles such as rocks, puddles and tree roots, while the moth needs to avoid airborne obstacles such as overhanging tree branches and pesky birds. You have to get down the hill before time runs out. Once the first character is down at the bottom of the hill safely, then it is the next character's turn.



BEETLES' RIVER CROSSING

The Beetles live on the other side of a deep river and are very nervous about crossing. Using the directional arrow keys, the player must guide each beetle across the river by making them jump onto logs, floating leaves, and tadpoles. If a Beetle falls in the river, it will appear at the starting position again. When all four Beetles are across the river they will go to the party.

The Games (cont.)



MR. ANT'S MAZE

Mr. Ant is trapped deep within his anthill and he has forgotten his way out. Using the directional arrow keys, the player must help him find his way to the surface by navigating the maze.



BEE GAME

The Bees want to come to the party but they must pollinate flowers before they leave their hive. Each Bee wants to pollinate a specific flower, which they will show you. The player must choose that flower from the three flowers that appear. If the match is correct, the Bee flies off to the party.

LIMITED WARRANTY. EXCEPT AS EXPRESSLY SET FORTH BELOW, TO THE MAXIMUM EXTENT PERMITTED BY LAW, SSI EXPRESSLY DISCLAIMS ANY WARRANTY FOR THE PROGRAM . THE PROGRAM, IS PROVIDED "AS IS" WITHOUT WARRANTY OF ANY KIND, EITHER EXPRESS OR IMPLIED, INCLUDING, WITHOUT LIMITATION, THE IMPLIED WARRANTIES OF MERCHANTABILITY, FITNESS FOR A PARTICULAR PURPOSE, OR NONINFRINGEMENT, regardless of whether SSI knows or had reason to know of your particular needs. No SSI employee, agent, dealer or distributor is authorized to modify this warranty, nor to make any additional warranties. The entire risk arising out of use or performance of the Program remains with you, however SSI warrants up to and including 90 days from the date of your purchase of the Program that the disk on which the Program is furnished shall be free from defects in material and workmanship. In the event that the master proves to be defective during that time period, and upon presentation to SSI of proof of purchase of the defective Program, SSI will at its option correct any defect or provide you with a product of equal or lesser value.

CONTACTING TECHNICAL SUPPORT

If you have questions about the program and have access to the Internet, visit the Customer Service and Technical Support Site on the World Wide Web, at: support@ssi.teksupport.com

If you don't have access to the Internet , or if you're still experiencing difficulty, contact technical support at: (303)-739-4020.



MISS SPIDER'S TEA PARTY PLAYSTATION © 2000 Simon & Schuster Interactive, a division of Simon & Schuster, Inc. the publishing operation of Viacom, Inc. 1230 Avenue of the Americas, New York, NY 10020. All rights reserved.

MISS SPIDER'S TEA PARTY and all related characters and illustrations © 1994 Callaway & Kirk Company LLC. All rights reserved.

Miss Spider and all related characters are trademarks and/or registered trademarks of Callaway & Kirk Company LLC.

Licensed by Sony Computer Entertainment America for use with the PlayStation game console. PlayStation and the PlayStation logos are registered trademarks of Sony Computer Entertainment Inc. The ratings icon is a trademark of the Interactive Digital Software Association.

Manufactured and printed in the U.S.A. THIS SOFTWARE IS COMPATIBLE WITH PLAYSTATION GAME CONSOLES WITH THE NTSC U/C DESIGNATION. U.S. AND FOREIGN PATENTS PENDING.



ISBN: 0-7435-0343-0